

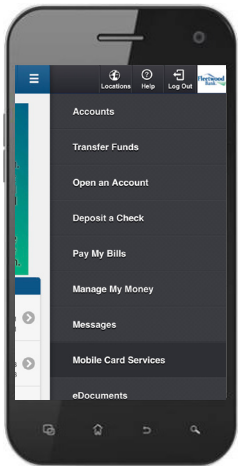
Control your Fleetwood Bank debit card right from your phone or mobile device with

# MOBILE CARD SERVICES

on the Fleetwood Bank Mobile Banking App

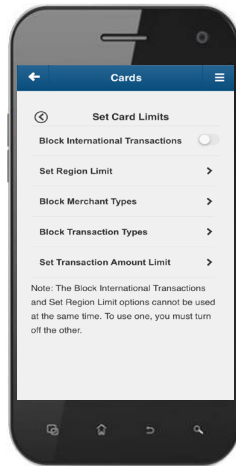
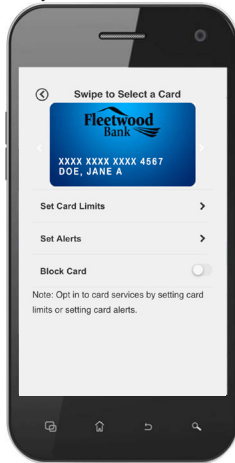


With MOBILE CARD SERVICES access, you can set interactive controls to help monitor activity and prevent unauthorized use on your debit card. Customizable card monitoring and controls help you manage your accounts and help protect your accounts from fraud, with customizable alerts and services available 24/7.



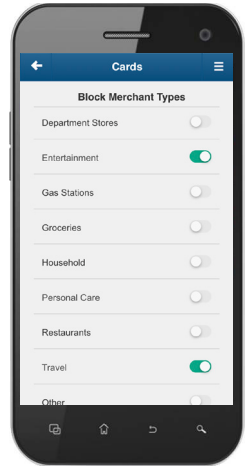
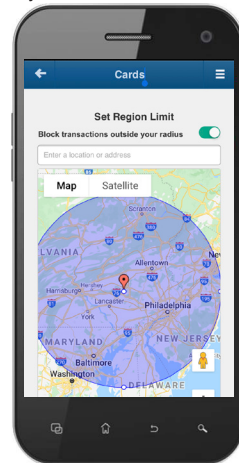
Choose Mobile Card Services from the mobile app menu

Access multiple cards in the card carousel and block your card from use

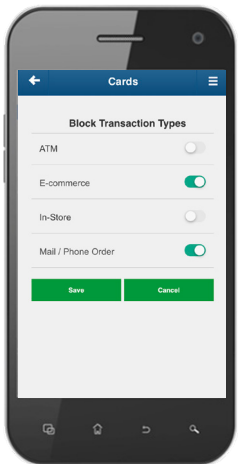


Set Card Limits and Block International Transactions

Set Region Limit and block transactions outside of your customized radius

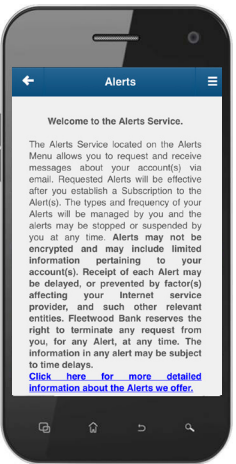
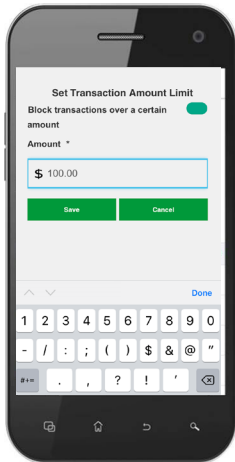


Block Merchant Types and prevent transactions from those selected



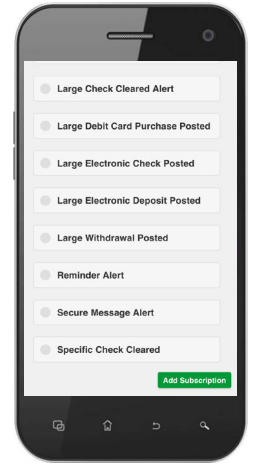
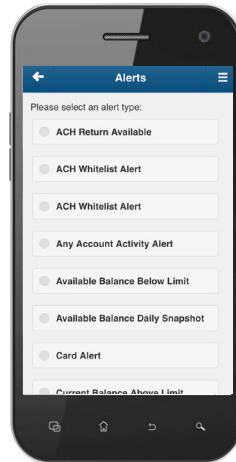
Block Transaction Types and prevent transactions from those selected

Set Transaction Amount Limit and block transactions over a certain amount



Set Alerts which can be in the form of push notifications, email and text messages

Choose from multiple account Alerts, including Card Alert



Set up as many Alerts as you choose by clicking on specific Alert and Add Subscription

To set up push notifications, in the menu click on **Mobile Services > My Profile > Manage My Alerts > Push Notification Enrollment**. If you are not already enrolled in push notifications, it will prompt you when you get to this page. If nothing occurs, then you are already enrolled. Exit this page and go back to the menu.

Under your phone/device Settings screen you can click on the Fleetwood Bank App and further choose how you want the push notifications to appear and if you want them to have sound, etc.