



New feature!

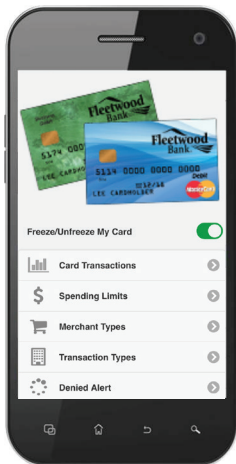
MOBILE CARD SERVICES

on the Fleetwood Bank Mobile Banking App

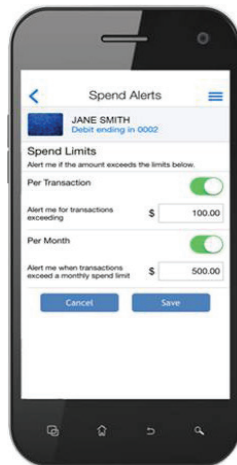
Control your Fleetwood Bank debit card right from your phone or mobile device.

With MOBILE CARD SERVICES access, you can set interactive controls to help monitor activity and prevent unauthorized use on your debit card. Customizable card monitoring and controls help you manage your accounts and help protect your accounts from fraud, with customizable alerts and services available 24/7. You can:

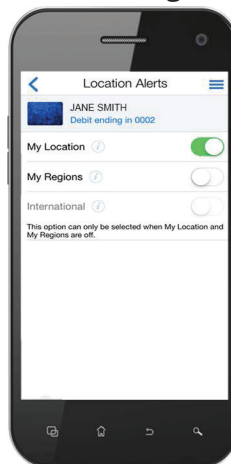
Turn your card on or off



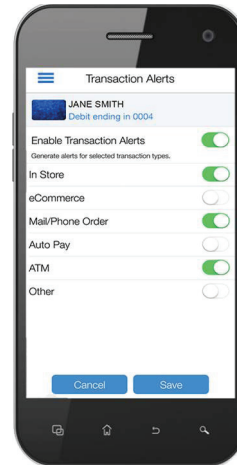
Set alerts and deny transactions based on merchant or transaction type and location.*



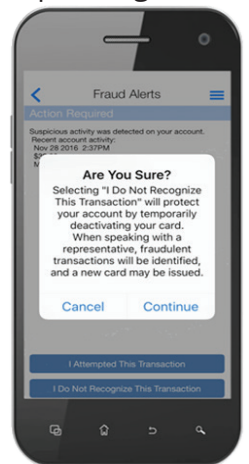
Monitor and control card usage



Receive alerts of possible fraudulent activity



Set custom spending limits



To enroll in MOBILE CARD SERVICES, choose "Card Services" in the Fleetwood Bank Mobile App Menu.

*Alerts can be in the form of push notifications, email and text messages. To set up push notifications, login the Fleetwood Bank App and follow the steps below:

- In the menu, click on **Mobile Services > My Profile > Manage My Alerts > Push Notification Enrollment**. If you are not already enrolled in push notifications, it will prompt you when you get to this page. If nothing occurs, then you are already enrolled. Exit this page and go back to the menu.
- In the menu, click on **Card Services > Manage Profile Settings** > At bottom of the screen click on **Add Destination** > Click the dropdown arrow under **Notification Method** and Choose **Push Notification** > Your phone should appear under Push Notification. Click **ADD** > then click **Submit** on the main page.
- Under your phones Settings screen you can click on the Fleetwood Bank App and further choose how you want the push notifications to appear and if you want them to have sound, etc.